










ANTENNAS | XPOL-1 SERIES

X-POLARISED, OMNI-DIRECTIONAL LTE ANTENNA

2X2 LTE (MIMO); 790 - 960 MHz, 1.6 dBi; 1710 - 2700 MHz, 4 dBi



					
790 – 960 MHz; 1710 – 2700 MHz	4 dBi	Increase x Mb/s	Omni- Directional	Machine to Machine	4G LTE
					
IP 65	-40°C to +70°C	Fire Resistant			

- **Future-proof omni-directional wideband LTE antenna**
- **Backwards compatible with 2G and 3G technologies**
- **Two antennas in one enclosure for optimal LTE performance**
- **Improves mobile network subscriber's user experience**
- **Increased connectivity stability**
- **Weather- and vandal proof enclosure**
- **Pole, wall, or window mountable**



APPLICATION AREAS

Product Overview

The XPOL-1 antenna provides an innovative solution for the signal enhancement of 4G/3G and 2G networks. It is a unique window, wall- or pole-mountable, dual polarised, full LTE band antenna. Incorporating two separately fed ultra-wideband elements in a single housing, the antenna is equipped to provide client-side MIMO and diversity support for the networks of today and tomorrow. This is a cost-effective solution for enhancing signal reception and throughput. The XPOL-1 antenna increases signal reliability, ensures higher data throughput for users and provides a stable, high quality connection. This improves user experience and secures client retention. It is ideal for any application using the GSM network (LTE/HSPA/3G/EDGE/GPRS).

Features

- Medium gain, omni-directional antenna
- Wideband – covers wide frequency band
- Pole, wall, or window mounted
- Lightweight
- Waterproof
- Two antennas in one enclosure

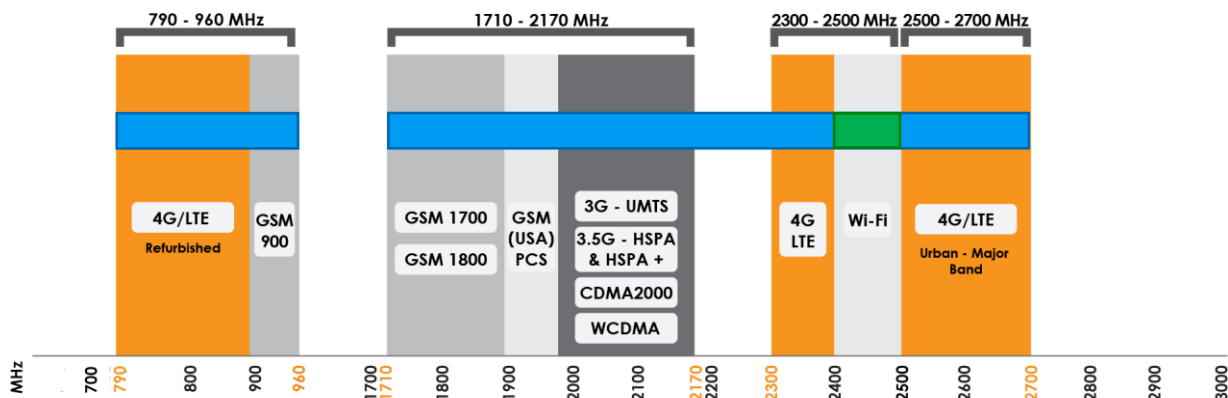
Application Areas

- Urban and rural areas
- Residential and small to medium business
- Small offices in semi underground areas
- Areas with poor data signal reception (indoor or outdoor)
- Slow data transmission connection
- Unstable connection
- Increase system transmission reliability
- LTE fringe areas (close to an LTE area, but just out of reach)
- Network operator flexibility – as the antennas are wideband, a new antenna is not needed per network operator



Frequency Bands

The XPOL-1 is a wide-band antenna that works from | 790 - 960 MHz | and | 1710 - 2700 MHz |



 Indicates the LTE bands on which XPOL-1 works Indicates the WI-FI bands on which XPOL-1 works

Antenna Overview

Ports	2
SISO / MIMO	2x2 MIMO
Frequency Bands	790 – 960 MHz 1710 – 2700 MHz
Polarisation	Cross Polarised (+ 45° and -45°)
Peak Gain	4 dBi
Coax Cable Type	Twin HDF 195
Coax Cable Length	5m
Connector Type	SMA (M)

**The coax cable & connector is factory mounted to the antenna*

Electrical Specifications

Frequency bands:	790 – 960 MHz 1710 – 2700 MHz
Gain (max):	1.6 dBi @ 790-960 MHz 4 dBi @ 1710-2700 MHz
VSWR:	<2:1
Feed power handling:	10 W
Input impedance:	50 Ohm (nominal)
Polarisation:	Cross Polarised (+ 45° and -45°)
Coax cable loss:	0.385 dB/m @ 900 MHz 0.565 dB/m @ 1800 MHz 0.666 dB/m @ 2400 MHz
DC short:	Yes

Product Box Contents

Antenna:	A-XPOL-0001
Mounting bracket:	Pole, wall, and window suckers included

Ordering Information

Commercial name:	XPOL-1
Order product code:	A-XPOL-0001
EAN number:	6009693810754

Mechanical Specifications

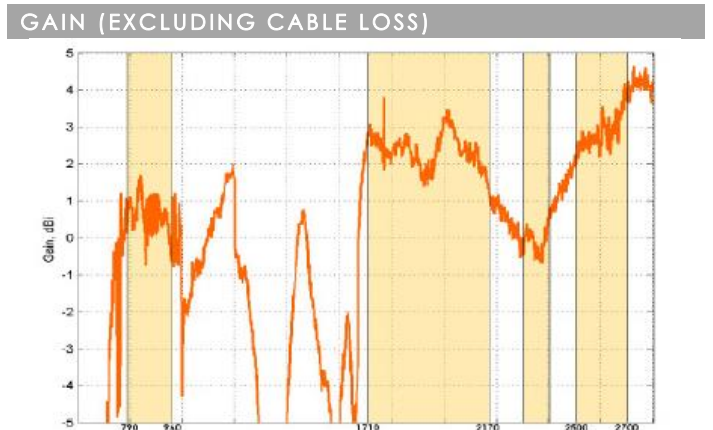
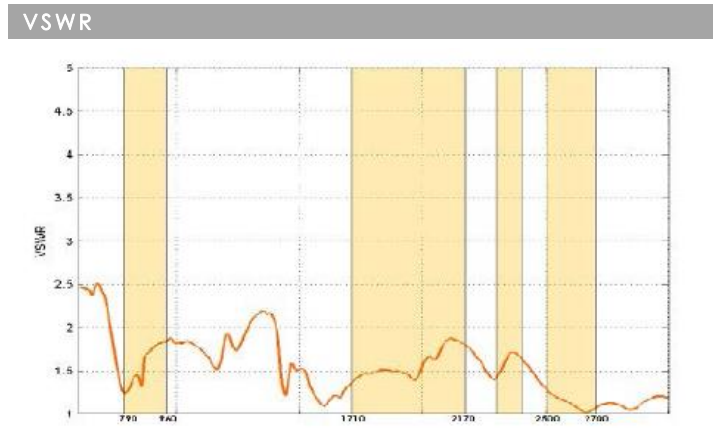
Product dimensions	235 mm x 135 mm x 85 mm
Packaged dimensions:	260 mm x 150 mm x 95 mm
Weight:	0.62 kg
Packaged weight:	0.85 kg
Radome material:	ABS (Halogen Free)
Radome colour:	Pantone- Cool Gray (1C) RAL - 7047
Mounting Type:	Pole, wall, and window

Environmental Specifications, Certification & Approvals

Wind Survival:	<160 km/h
Temperature Range (Operating):	-40°C to +70°C
Environmental Conditions:	Outdoor/Indoor
Water ingress protection ratio/standard:	IP 65
Salt Spray:	MIL-STD 810F/ASTM B117
Operating Relative Humidity:	Up to 98%
Storage Humidity:	5% to 95% - non-condensing
Storage Temperature:	-40°C to +70°C
Enclosure Flammability Rating:	UL 94-HB
Impact resistance:	IK 08
Product Safety & Environmental:	Complies with CE and RoHS standards



Antenna Performance Plots



Voltage Standing Wave Ratio (VSWR)

VSWR is a measure of how efficiently radio-frequency power is transmitted from a power source, through a transmission line, into a load. In an ideal system, 100% of the energy is transmitted which corresponds to a VSWR of 1:1.

The XPOL-1 delivers superior performance across all bands with a VSWR of <2:1.

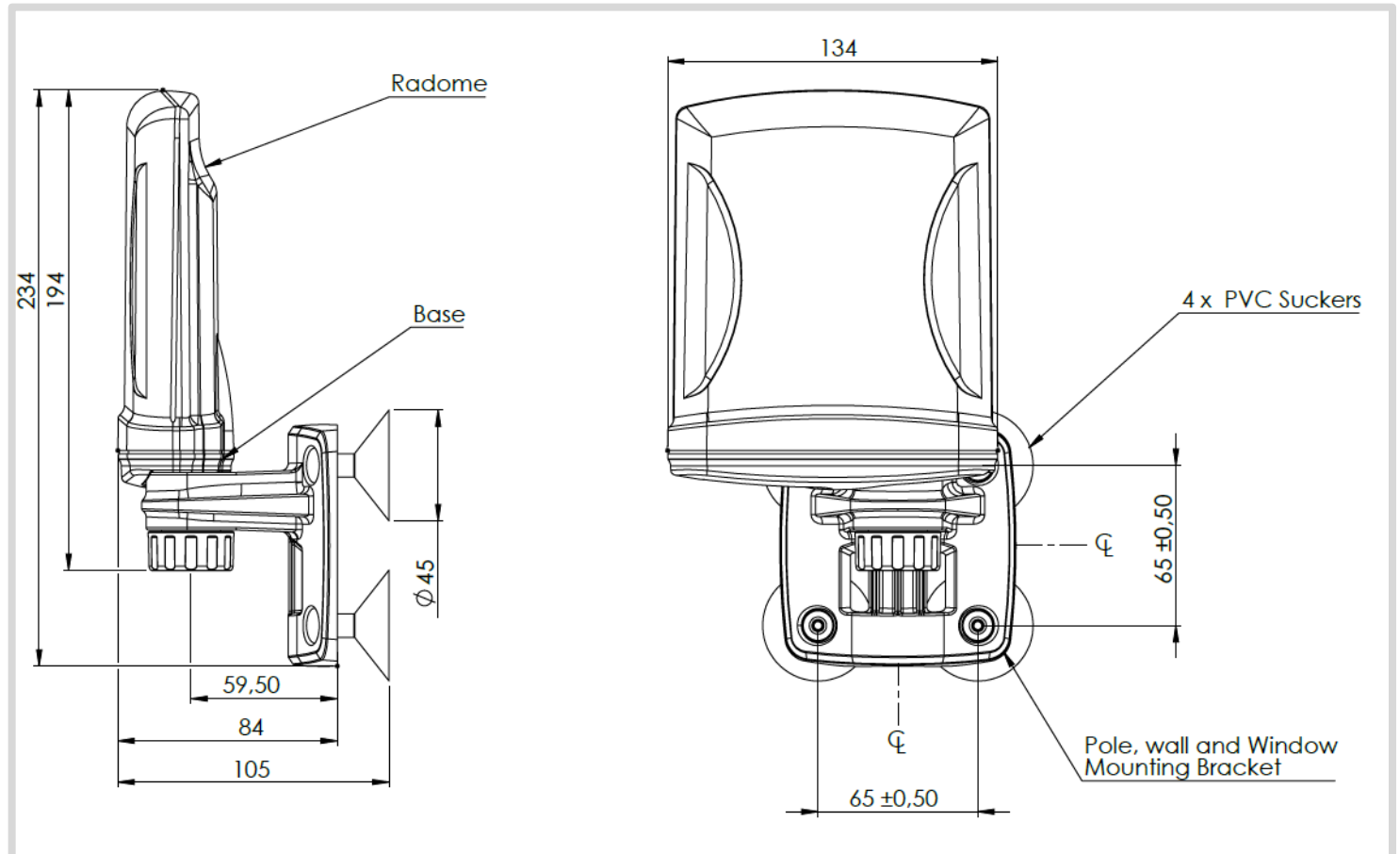
Gain* in dBi

4 dBi is the peak gain across all bands from 790 – 2700 MHz

Gain @ 790 – 960 MHz:	1.6 dBi
Gain @ 1710 – 2700 MHz:	4 dBi

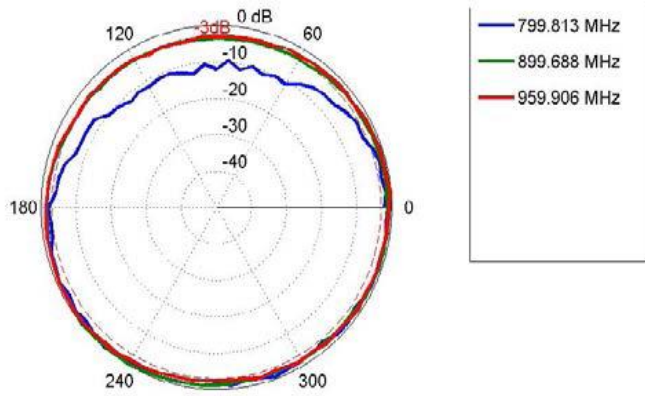
**Antenna gain measured with polarisation aligned standard antenna*

Technical Drawings

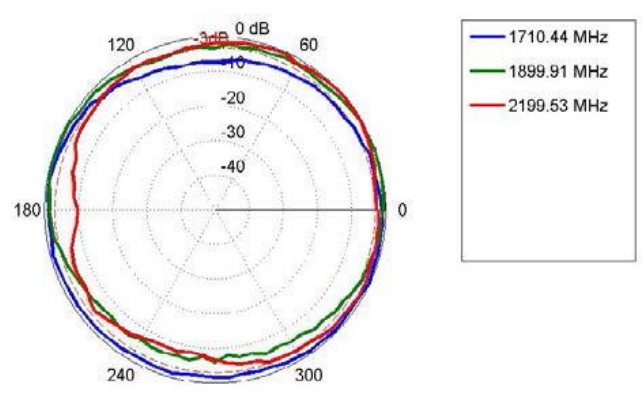


Radiation Patterns

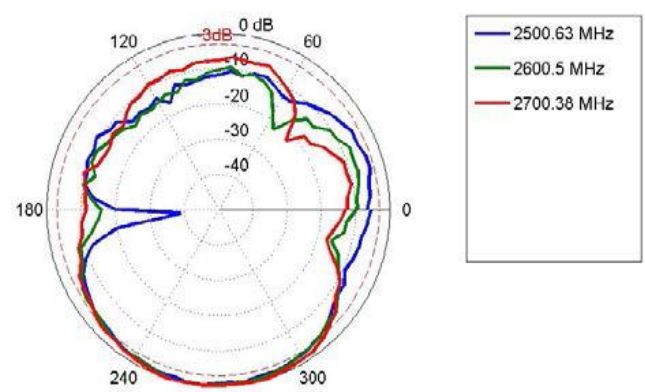
Azimuth: 790 – 960 MHz



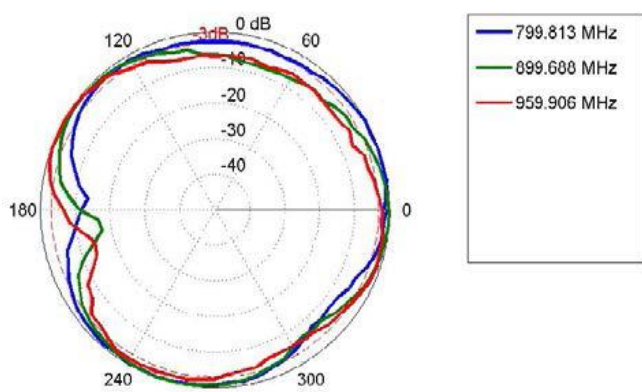
Azimuth: 1710 – 2100 MHz



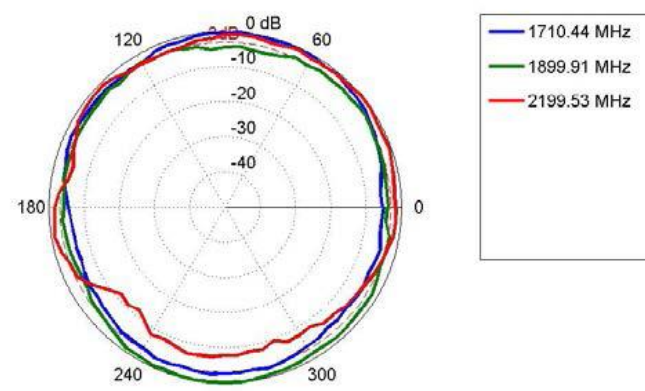
Azimuth: 2500 – 2700 MHz



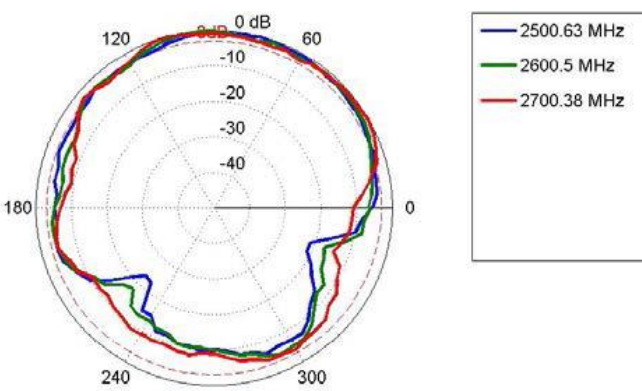
Elevation: 790 – 960 MHz



Elevation: 1710 – 2100 MHz



Elevation: 2500 – 2700 MHz



Mounting Options



Pole Mount

Pole/Wall/Window mount bracket included



Wall Mount

Pole/Wall/Window mount bracket included



Window Mount

Suckers for Pole/Wall/Window mount bracket included

Additional Accessories

Various connectors available

Installation poles and brackets available

See accessories technical specifications on www.poynting.tech

Contact Poynting

Poynting Antennas (Pty) Ltd - Head Office

Unit 4, N1 Industrial Park
Landmarks Avenue,
Samrand, 0157
South Africa

Phone: +27 (0) 12 657 0050

E-mail: sales@poynting.co.za

Poynting Europe

Regus Business Center Neue Messe Riem
Kronstadter Straße 4
81677 München
Germany

Phone: +49 89 208026538

E-mail: sales-europe@poynting.tech